



Stellar Phoenix DBF Recovery

Version 1.0

User Guide

Overview

Stellar Phoenix DBF Recovery is a complete recovery solution for corrupted DBF files. Stellar Phoenix DBF Recovery can recover dBaseIII, dBaseIV, dBase V and Microsoft Visual FoxPro's DBF files. Stellar Phoenix DBF Recovery first scans the selected DBF file, after scanning shows the recovered data and then allows you to save the recovered DBF file at your preferred location.

The DBF file you select should correspond to the selected database. For example, if you select database dBase III then the DBF files should be of dBase III. This ensures the complete and successful recovery of the DBF file. However, if you select different DBF file and database then still recovery will be performed but the successful recovery of DBF file has minimum chances.

While recovering a MS Visual FoxPro's DBF file you need to select the corresponding database. This means you should have the MS Visual FoxPro database to recover the DBF file of MS Visual FoxPro.

Key features of Stellar Phoenix DBF Recovery

- Recovery of dBase III, dBase IV, dBase V, and MS Visual FoxPro DBF files
- Recovers table name, column name, column data type, indexes and primary keys

Installation Procedure

Before installing the software, ensure that your system meets the minimum system requirements:

Minimum System Requirements

- Processor: Pentium Class
- Operating System: Windows 2000/XP/2003/Vista
- Memory: Minimum 512 MB (1 GB recommended)
- Hard Disk: 50 MB of free space

To install the software:

1. Double-click **spdbf.exe** file to start the setup process. Setup - Stellar Phoenix DBF Recovery dialog box opens. Click **Next**.
2. In the License Agreement screen, select I accept the agreement option. **Next** button will now be enabled. Click **Next**.
3. In Select Additional Tasks screen, check the required check boxes. Click **Next**.
4. In Select Destination Location screen, provide the path by using **Browse** button where the setup files will be stored. Click **Next**.
5. In the Start Menu Folder screen, provide the path by using **Browse** button where the program's shortcuts will be stored. Click **Next**.
6. In the Ready to Install screen, review the settings. Click **Back** to change settings. After confirming the settings, click **Install**. Installation screen shows the installation process.
7. After completing the process, Completing Stellar Phoenix DBF Recovery Setup Wizard screen opens. Click **Finish**.

Starting the Software

To start the application, do one of the following:

- Click **Start | All Programs | Stellar Phoenix DBF Recovery**, and then click **Stellar Phoenix DBF Recovery**.
- Double-click the shortcut icon of **Stellar Phoenix DBF Recovery** from the desktop.
- Click quick launch icon on the taskbar.



You can clear the **Launch Stellar Phoenix DBF Recovery** check box to stop the automatic launch of the software.

Order and Register

Stellar Phoenix DBF Recovery can be purchased online, please visit <http://www.repair-dbf-file.com/buy-now.php?Order> to view the purchase details.

Once you have purchased the Stellar Phoenix DBF Recovery, you can register the software to access all features of Stellar Phoenix DBF Recovery.

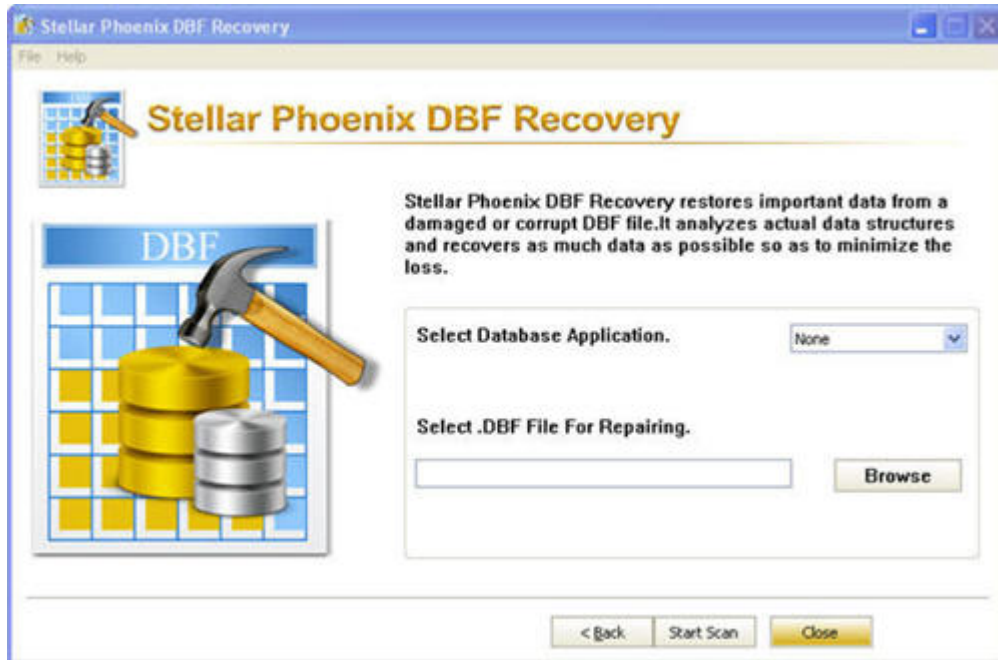
To register Stellar Phoenix DBF Recovery:

1. On the Help menu, select **Activate Stellar Phoenix DBF Recovery**.
2. In the Activate Stellar Phoenix DBF Recovery dialog box, enter User Name and Activation Code, which are received after the purchase of Stellar Phoenix DBF Recovery. Click **OK**.



User Interface

Stellar Phoenix DBF Recovery has a rich Graphical User Interface (GUI) with easy to use features. Both, technical and non technical users can use the software without any technical expertise. The main user interface is as shown below:



- **Select Database Application:** This drop-down box is used to select the database of which file needs to be recovered.
- **Select .DBF File For Repairing:** Use Browse button to select a database file
- **Start Scan:** Use to start scanning the selected DBF file

Menu Bar

The Menu bar of Stellar Phoenix DBF Recovery has these menus and commands:

Menu	Items
File	<ul style="list-style-type: none"> ○ Exit: Closes the Stellar Phoenix DBF Recovery
Help	<ul style="list-style-type: none"> ○ Help: Opens help guide of Stellar Phoenix DBF

Recovery.

- **Purchase Stellar Phoenix DBF Recovery Online:** Opens About - Stellar Phoenix DBF Recovery dialog box from where you visit the home page of Stellar Phoenix DBF Recovery website.
- **Activate Stellar Phoenix DBF Recovery:** Opens Activate Stellar Phoenix DBF Recovery dialog box by using which you can activate the software.
- **Updates:** Starts Stellar Phoenix Update Wizard, which provides new updates available for the software.
- **Knowledgebase:** Opens knowledgebase link in the web browser for more information and working of application.
- **About Stellar Phoenix DBF Recovery:** Provides general information and End User License Agreement (EULA) of Stellar Phoenix DBF Recovery.

Using Stellar Phoenix DBF Recovery

Stellar Phoenix DBF Recovery software can repair corrupted database files: dBaseIII, dBaseIV, dBaseV and Microsoft Visual FoxPro files. You can save the recovered DBF files to your preferred location.

Stellar Phoenix DBF Recovery first recovers the selected database file and then repairs the same. You can save the recovered file after the recovering process is completed. To know how to use Stellar Phoenix DBF Recovery to recover database files, view:

- Recovering dBaseIII, dBaseIV, dBaseV files
- Recovering MS Visual FoxPro files

Recovering dBase IV and dBase V files:

1. In the Stellar Phoenix DBF Recovery screen, in the Select Database Application drop-down box, choose either **dBase III**, **dBase IV** or **dBase V**.

2. Click **Browse**, locate and select the database file. Click **Open**. The selected database file should be of the corresponding dBase, which is selected in the Select Database Application drop-down box.

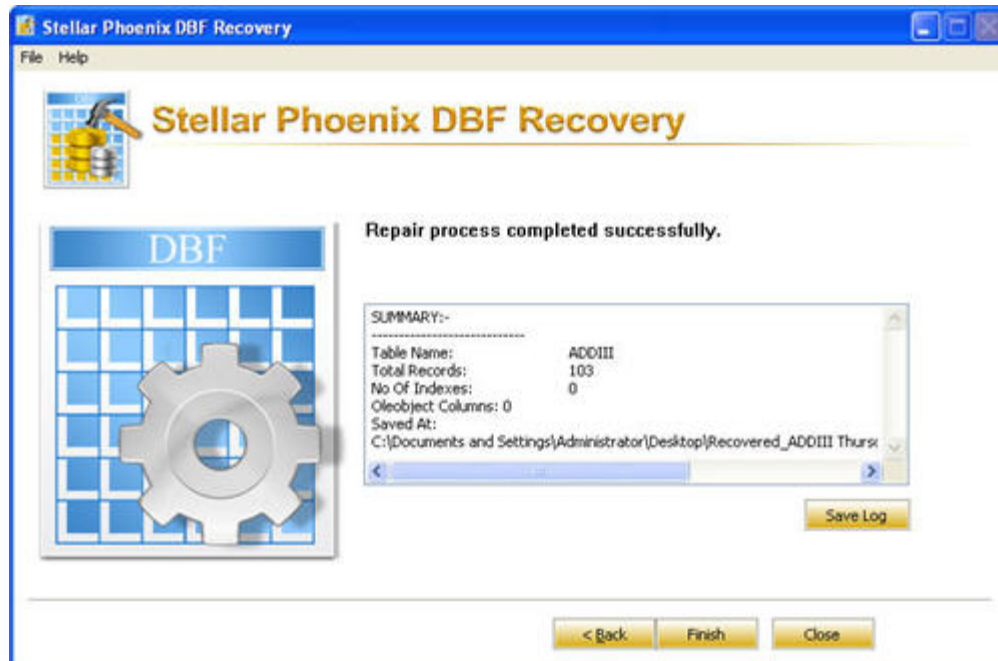
3. Click **Start Scan**. The result of scanning process is shown in the middle-pane.



4. Click **Repair**. In the Stellar Phoenix DBF Recovery box, click **Browse**, select a destination where recovered file should be saved. Click **OK**.



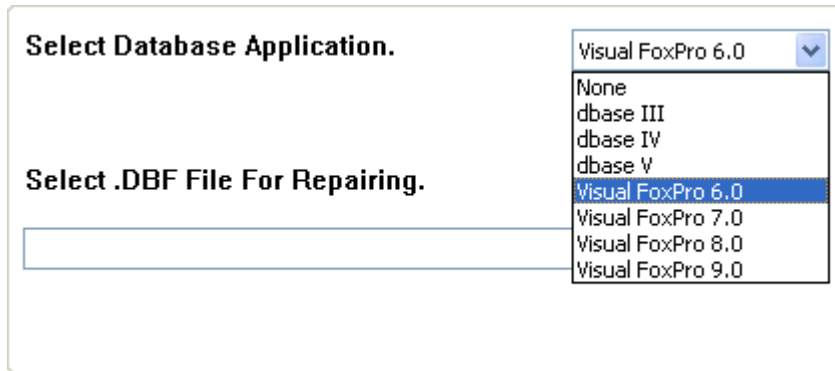
5. After completion of the repairing process, summary is shown in the middle-pane. Click **Finish**.



You can save the log report of the completed process of Stellar Phoenix DBF Recovery. To save log, click **Save Log**, in the Browse for Folder dialog box, select the destination where log file (.txt) should be saved, click **OK**.

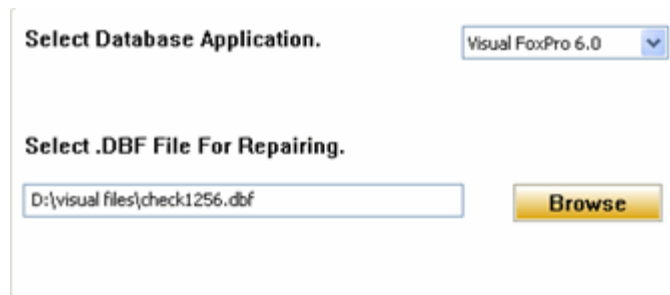
Recovering MS Visual FoxPro files:

- In the Stellar Phoenix DBF Recovery screen, in the Select Database Application drop-down box, choose version of Visual FoxPro.



The screenshot shows a window titled "Select Database Application." with a dropdown menu open. The menu lists the following options: Visual FoxPro 6.0 (selected), None, dbase III, dbase IV, dbase V, Visual FoxPro 6.0, Visual FoxPro 7.0, Visual FoxPro 8.0, and Visual FoxPro 9.0. Below the dropdown is a text input field labeled "Select .DBF File For Repairing." which is currently empty.

- Click **Browse**, locate and select the database file. Click **Open**. The database file selected should be of a Visual FoxPro database file.



The screenshot shows the same window as above, but now the text input field contains the file path "D:\visual files\check1256.dbf". To the right of the input field is a yellow "Browse" button.

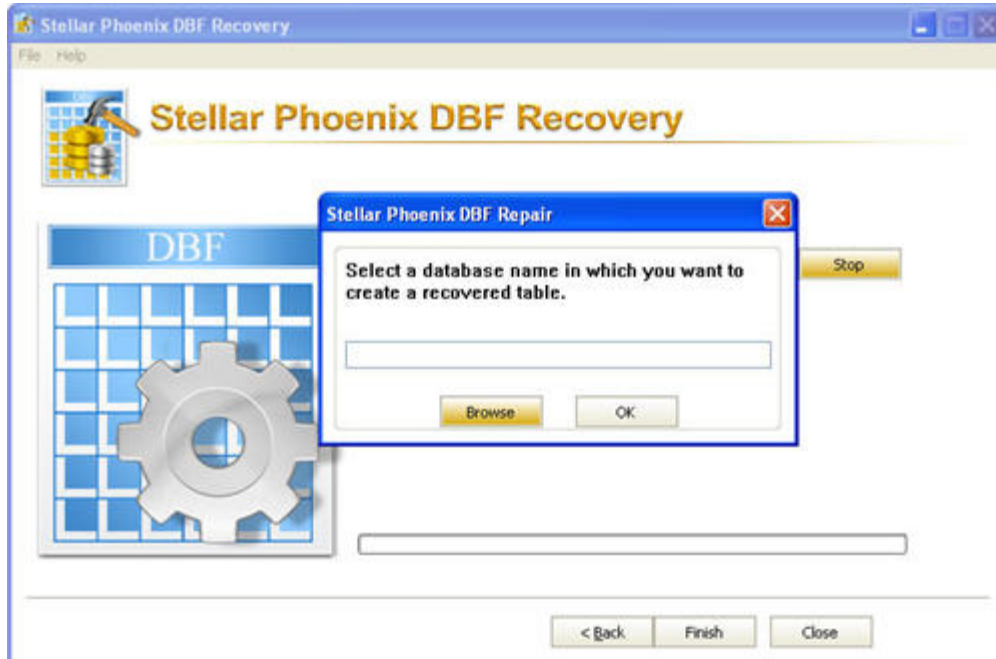
- Click **Start Scan**. The result of scanning process is shown in the middle-pane.



- Click **Repair**. In the Stellar Phoenix DBF Recovery box, click **Browse**, select a destination where recovered file should be saved. Click **OK**.



- Enter the name of new database where you want to store all recovered data.



- In the Stellar Phoenix DBF Recovery box, select the database to which recovered file should be attached. After completion of the repairing process, summary is shown in the middle-pane. Click **Finish**.



You can save the log report of the completed process of Stellar Phoenix DBF Recovery. To save log, click **Save Log**, in the Browse for Folder dialog box, select the destination where log file (.txt) should be saved, click **OK**.

Legal Notices

Copyright

Disclaimer

Trademarks

License Agreement

Copyright

Stellar Phoenix DBF Recovery software, accompanied user manual and documentation are copyright of Stellar Information Systems Ltd., with all rights reserved. Under the copyright laws, this user manual cannot be reproduced in any form without the prior written permission of Stellar Information Systems Ltd. No Patent Liability is assumed, however, with respect to the use of the information contained herein.

Copyright © 1995-2009 by Stellar Information Systems Ltd. INDIA

Disclaimer

The Information contained in this manual, including but not limited to any product specifications, is subject to change without notice.

STELLAR INFORMATION SYSTEMS LTD PROVIDES NO WARRANTY WITH REGARD TO THIS MANUAL OR ANY OTHER INFORMATION CONTAINED HEREIN AND HEREBY EXPRESSLY DISCLAIMS ANY IMPLIED WARRANTIES OF MERCHANTABILITY OR FITNESS FOR ANY PARTICULAR PURPOSE WITH REGARD TO ANY OF THE FOREGOING STELLAR INFORMATION SYSTEMS LTD ASSUMES NO LIABILITY FOR ANY DAMAGES INCURRED DIRECTLY OR INDIRECTLY FROM ANY TECHNICAL OR TYPOGRAPHICAL ERRORS OR OMISSIONS CONTAINED HEREIN OR FOR DISCREPANCIES BETWEEN THE PRODUCT AND THE MANUAL. IN NO EVENT SHALL STELLAR INFORMATION SYSTEMS LTD, BE LIABLE FOR ANY INCIDENTAL, CONSEQUENTIAL SPECIAL, OR EXEMPLARY DAMAGES, WHETHER BASED ON TORT, CONTRACT OR OTHERWISE, ARISING OUT OF OR IN CONNECTION WITH THIS MANUAL OR ANY OTHER INFORMATION CONTAINED HEREIN OR THE USE THEREOF.

License Agreement

Stellar Phoenix DBF Recovery

Copyright © 1995-2009 by Stellar Information Systems Ltd. INDIA

www.stellarinfo.com

All rights reserved.

All product names mentioned herein are the trademarks of their respective owners.

This license applies to the standard-licensed version of Stellar Phoenix DBF Recovery.

Your Agreement to this License

You should carefully read the following terms and conditions before using, installing or distributing this software, unless you have a different license agreement signed by Stellar Information Systems Ltd.

If you do not agree to all of the terms and conditions of this License then do not copy, install, distribute or use any copy of Stellar Phoenix DBF Recovery with which this License is included, you may return the complete package unused without requesting an activation key within 30 days after purchase for a full refund of your payment.

The terms and conditions of this License describe the permitted use and users of each Licensed Copy of Stellar Phoenix DBF Recovery. For purposes of this License, if you have a valid single-user license, you have the right to use a single Licensed Copy of Stellar Phoenix DBF Recovery. If you or your organization has a valid multi-user license, then you or your organization has the right to use up to a number of Licensed Copies of Stellar Phoenix DBF Recovery equal to the number of copies indicated in the documents issued by Stellar when granting the license.

Scope of License

Each Licensed Copy of Stellar Phoenix DBF Recovery may either be used by a single person or used non-simultaneously by multiple people who use the software personally installed on a single workstation. This is not a concurrent use license.

All rights of any kind in Stellar Phoenix DBF Recovery, which are not expressly granted in this license, are entirely and exclusively reserved to and by Stellar Information Systems Ltd. You may not rent, lease, modify, translate, reverse engineer, decompile, disassemble or create derivative works based on Stellar Phoenix DBF Recovery nor permit anyone else to do so. You may not make access to Stellar Phoenix DBF Recovery available to others in connection with a service bureau, application service provider or similar business nor permit anyone else to do so.

Warranty Disclaimers and Liability Limitations.

Stellar Phoenix DBF Recovery and all accompanying software, files, data and materials are distributed and provided AS IS and with no warranties of any kind, whether expressed or implied. In particular, there is no warranty for the quality of data recovered. You acknowledge that good data processing procedure dictates that any program including Stellar Phoenix DBF Recovery must be thoroughly tested with non-critical data before there is any reliance on it and you hereby assume the entire risk of all use of the copies of Stellar Phoenix DBF Recovery covered by this License. This disclaimer of warranty constitutes an essential part of this License.

In addition, in no event does Stellar authorize you or anyone else to use Stellar Phoenix DBF Recovery in applications or systems where its failure to perform can reasonably be expected to result in a significant physical injury or in loss of life. Any such use is entirely at your own risk and you agree to hold Stellar harmless from any and all claims or losses relating to such unauthorized use.

General

This License is the complete statement of the agreement between the parties on the subject matter and merges and supersedes all other or prior understandings, purchase orders, agreements and arrangements. This License shall be governed by the laws of the State of Delhi, India. Exclusive jurisdiction and venue for all matters relating to this License shall be in courts and for a located in the State of Delhi, India and you consent to such jurisdiction and venue. There are no third party beneficiaries of any promises, obligations or representations made by Stellar herein. Any waiver by Stellar of any violation of this License by you shall not constitute nor contribute to a waiver by Stellar of any other or future violation of the same provision or any other provision of this License.

Copyright ©1995-2009 by Stellar Information Systems Ltd. All rights reserved.

Trademarks

Stellar Phoenix DBF Recovery® is a registered trademark of Stellar Information Systems Ltd.

Windows 2000 Server®, Windows XP®, Windows 2003®, Windows Vista®, are registered trademarks of Microsoft® Corporation Inc.

All other brands and product names are trademarks or registered trademarks of their respective companies.

All Trademarks Acknowledged.

Technical Support

Our Technical Support professionals will give solutions for all your queries related to Stellar Products.

You can either Call Us or Go Online to our support section
<http://stellarinfo.com/esupport/users/kb.php>

Support Helpline

Monday to Friday [24 Hrs. a day]

USA (Toll free - Pre Sales Queries)	1-866-554-2512
USA (Post Sales Queries)	1-315-220-6245
UK (Europe)	+44-207-993-2293
Germany	+49-180-110-105-0051
Worldwide	+91-921-395-5509
Skype Id	stellarsupport
Email Orders	orders@stellarinfo.com

Online Help

- [Chat Live](#) with an Online technician
- Search in our extensive [Knowledge Base](#)
- [Submit Ticket](#) (If our Knowledge Base does not answer your question)
- Login and view [Ticket Status](#) (If you already have a valid Ticket with you)

- [Download Documents](#) on Product Usage (For Registered members only, i.e, user with login ID. If you are an unregistered user, please visit <http://stellarinfo.com/esupport/users/login.php> to create login ID)

About Stellar

Stellar Information Systems Ltd. is a trusted name in the field of Data Recovery and Data Protection Software for more than a decade.

We provide the widest range of Data Recovery Products. Our range includes Data Recovery Software for almost all Operating Systems and File Systems.

Product line:

Data Recovery

A widest range of data recovery software that helps you recover your valued data lost after accidental format, virus problems, software malfunction, file/directory deletion, or even sabotage!. [More Info >>](#)

File Recovery

The most comprehensive range of file undelete and unerase software for Windows and MS office repair tools. [More Info >>](#)

Email Recovery

A wide range of mail recovery, mail repair and mail conversion applications for MS Outlook, MS Outlook Express and MS Exchange useful in instances of data loss due to damages and corruption of Email. [More Info >>](#)

Data Protection

A wide range of Prevent Data Loss, Data backup and Hard Drive Monitoring Applications to ensure complete data protection against hard drive crash. [More Info >>](#)

Data Sanitization

Data cleanup and file eraser utility can delete selected folders, groups of files, entire logical drives, System Traces & Internet traces. Once the data have been removed using Stellar Wipe - Data File eraser utility, it is beyond recovery limits of any Data Recovery Software or utility. [More Info >>](#)

For more information about us, please visit www.stellarinfo.com
